

Cochran, Patricia (DCOZ)

From: raisinkane <raisinkane@gmail.com>
Sent: Monday, July 9, 2018 12:35 PM
To: DCOZ - BZA Submissions (DCOZ)
Subject: Submission in reference to Case No. 19521A
Attachments: BCAParking-Biking_SummarySurveyResults.pdf

I would like to add to my earlier comments in favor of this request.

I understand the ANC had concerns about this project on the ground that there is a shortage of parking in Burleith. However, the Burleith Citizens' Association recently conducted a survey which found that only 8% of the responding Burleith residents found that parking near their homes was difficult.

The summary results are attached and as you can see in the report some highlights are:

The majority (66%) of Burleith residents find it easy or extremely easy to park near their homes; an additional 27% find it neither easy nor difficult; only 8 residents find it difficult (7) or extremely difficult (1)

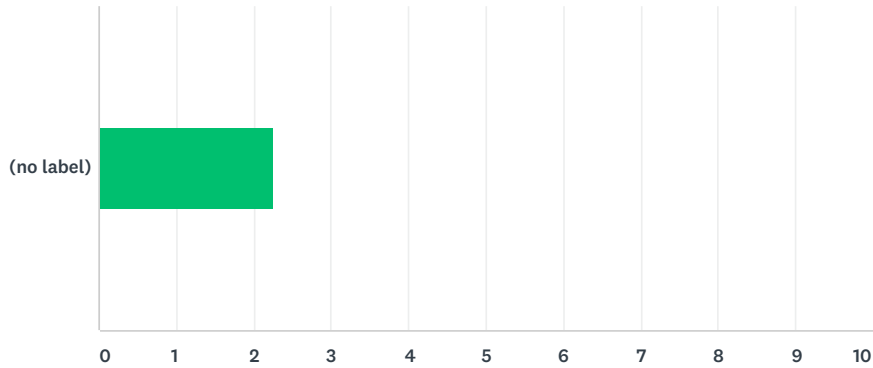
Most residents (76%) wish to maintain the current parking options; and 56% of you do not want to change the rules to resident-only parking on one side of the street if Georgetown made such a decision.

Opinions about biking safety for bikers, pedestrians, and other vehicles is quite evenly divided with most of you rating it between moderately dangerous to moderately safe (34% moderately dangerous and 34% moderately safe).

Mary P Kane
3539 S St NW
Washington DC 20007
202 965 0011

Q1 How easy it is for you or your guests to find parking near your home?

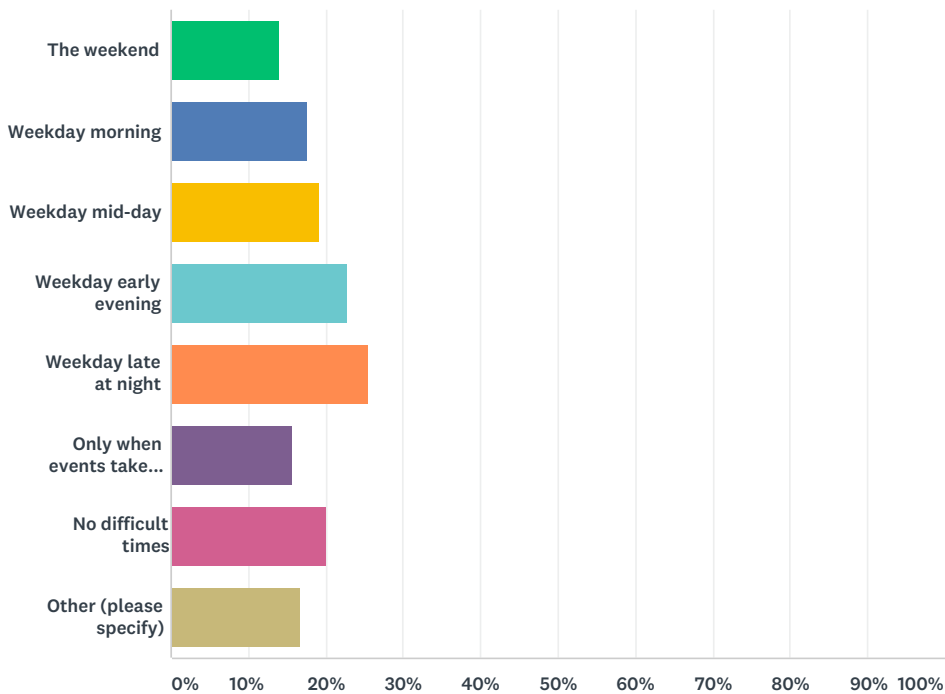
Answered: 111 Skipped: 5



	EXTREMELY EASY	EASY	NEITHER EASY NOR DIFFICULT	DIFFICULT	EXTREMELY DIFFICULT	TOTAL	WEIGHTED AVERAGE
(no label)	17.12% 19	48.65% 54	27.03% 30	6.31% 7	0.90% 1	111	2.25

Q2 What are the difficult times for you, your guests, or your contractors to find parking?

Answered: 114 Skipped: 2

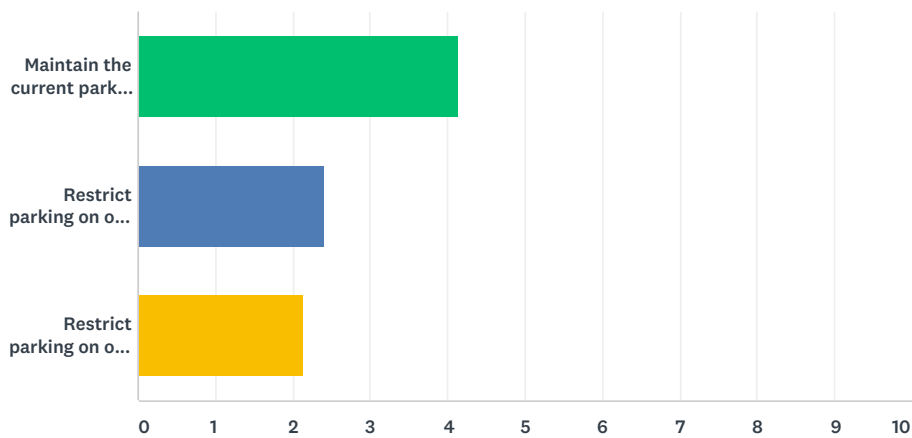


ANSWER CHOICES	RESPONSES
The weekend	14.04% 16
Weekday morning	17.54% 20
Weekday mid-day	19.30% 22

Weekday early evening	22.81%	26
Weekday late at night	25.44%	29
Only when events take place at Hardy, WIS or Ellington	15.79%	18
No difficult times	20.18%	23
Other (please specify)	16.67%	19
Total Respondents: 114		

Q3 To what degree do you approve of limiting parking to residents on one side of Burleith streets:NOTE:Currently non-residents can leave their cars on either side of the street for up to 2 hours during the period from 7am to 8:30pm, M-F, and for longer outside those times. At a recent meeting, two ANC2E commissioners proposed changing parking regulations to make one side of the street reserved for residents.

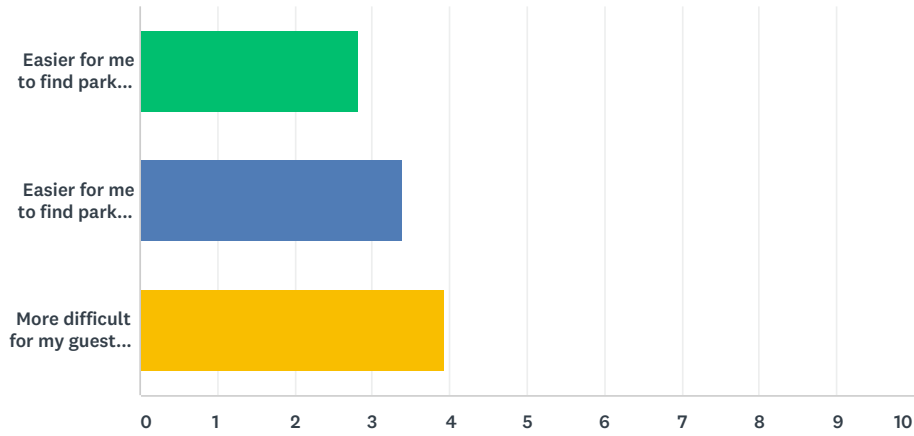
Answered: 115 Skipped: 1



	STRONGLY DISAPPROVE	SOMEWHAT DISAPPROVE	NEITHER APPROVE NOR DISAPPROVE	SOMEWHAT APPROVE	STRONGLY APPROVE	TOTAL	WEIGHTED AVERAGE
Maintain the current parking options	5.41% 6	5.41% 6	13.51% 15	21.62% 24	54.05% 60	111	4.14
Restrict parking on one side of the street to Zone 2 residents	33.01% 34	25.24% 26	16.50% 17	18.45% 19	6.80% 7	103	2.41
Restrict parking on one side of the street specifically to Zone 2E residents only	49.06% 52	13.21% 14	19.81% 21	10.38% 11	7.55% 8	106	2.14

Q4 To what degree do you agree with the following statements.Changing current parking regulations to be resident-only on one side of the street will make it

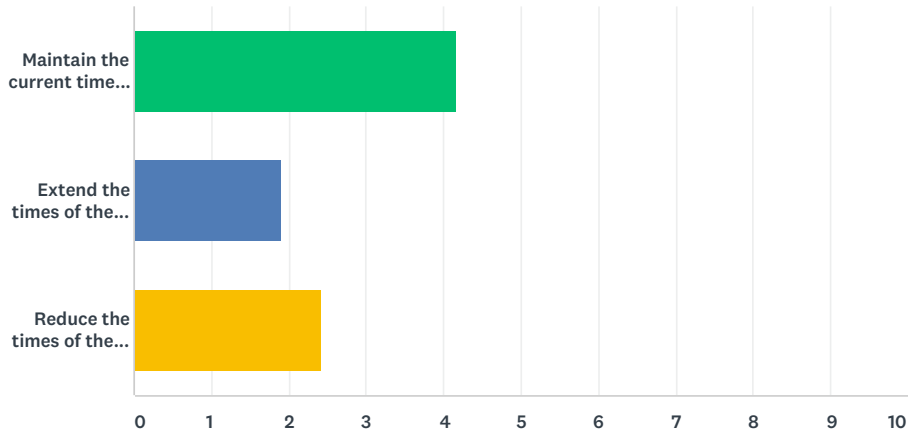
Answered: 113 Skipped: 3



	STRONGLY DISAGREE	SOMEWHAT DISAGREE	NEITHER AGREE NOR DISAGREE	SOMEWHAT AGREE	STRONGLY AGREE	TOTAL	WEIG AVE
Easier for me to find parking near my home on a daily basis	20.35% 23	18.58% 21	27.43% 31	25.66% 29	7.96% 9	113	
Easier for me to find parking when there are events in Burleith attracting a larger than normal number of non-residents seeking parking	9.09% 10	12.73% 14	26.36% 29	33.64% 37	18.18% 20	110	
More difficult for my guests or contractors to find parking near my home	6.31% 7	6.31% 7	18.02% 20	27.03% 30	42.34% 47	111	

Q5 To what degree do you approve of the following changes to times of the 2 hour parking limit for non-residents:NOTE:The current time of the 2 hour parking limit for non-residents is 7am to 8:30pm M-F except holidays in most of Burleith.

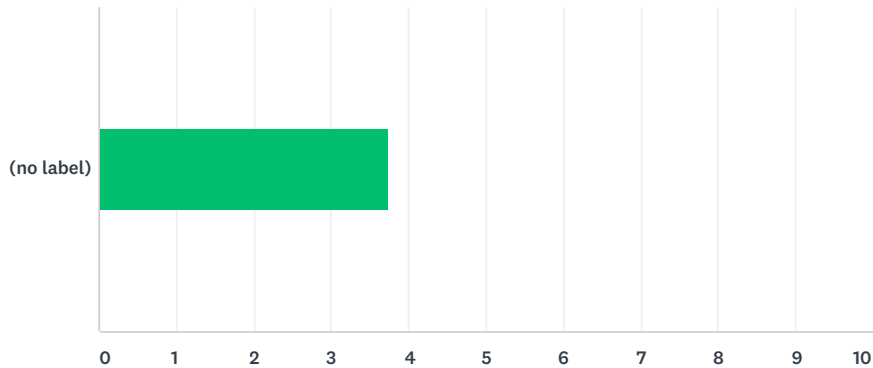
Answered: 115 Skipped: 1



	STRONGLY DISAPPROVE	SOMEWHAT DISAPPROVE	NEITHER APPROVE NOR DISAPPROVE	SOMEWHAT APPROVE	STRONGLY APPROVE	TOTAL	WEIGHTED AVERAGE
Maintain the current times of the 2 hour parking limit for non-residents	2.61% 3	6.09% 7	13.91% 16	27.83% 32	49.57% 57	115	4.16
Extend the times of the 2 hour parking limit for non-residents	49.09% 54	26.36% 29	12.73% 14	8.18% 9	3.64% 4	110	1.91
Reduce the times of the 2 hour parking limit for non-residents	37.27% 41	14.55% 16	24.55% 27	15.45% 17	8.18% 9	110	2.43

Q6 To what extent do you you approve of having a Capital Bikeshare station in Burleith? (The closest ones today are in Glover Park and near the Safeway/Citi Bank)

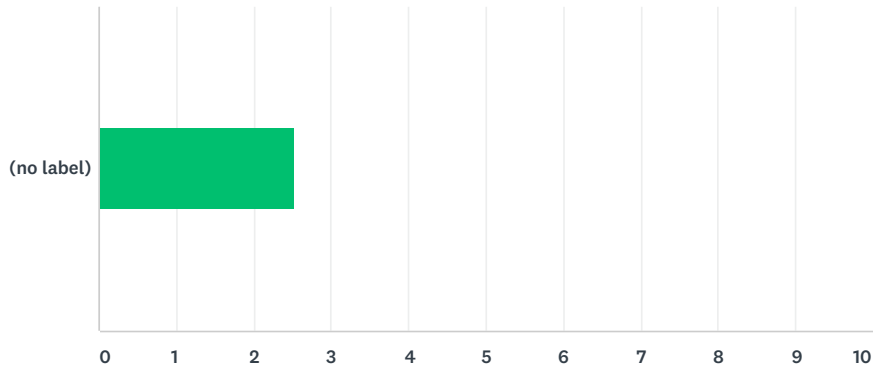
Answered: 111 Skipped: 5



	STRONGLY DISAPPROVE	SOMEWHAT DISAPPROVE	NEITHER APPROVE NOR DISAPPROVE	SOMEWHAT APPROVE	STRONGLY APPROVE	TOTAL	WEIGHTED AVERAGE
(no label)	11.71% 13	6.31% 7	18.92% 21	22.52% 25	40.54% 45	111	3.74

Q7 To what degree do you approve of the following statement: If Georgetown implements the resident only on one side of the street regulation, Burleith should too

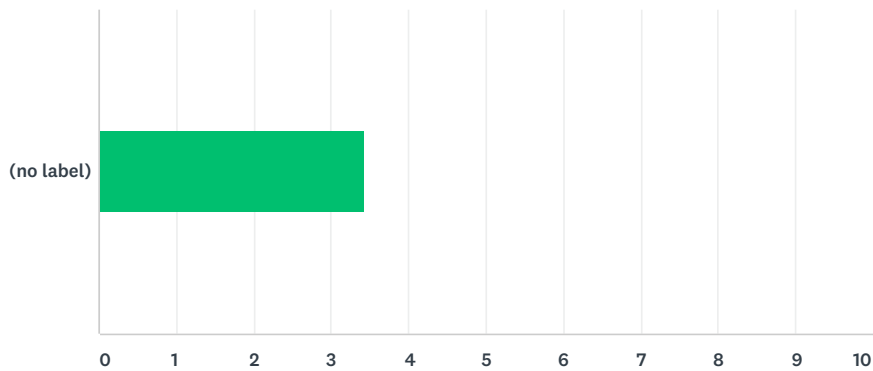
Answered: 116 Skipped: 0



	STRONGLY DISAPPROVE	SOMEWHAT DISAPPROVE	NEITHER APPROVE NOR DISAPPROVE	SOMEWHAT APPROVE	STRONGLY APPROVE	TOTAL	WEIGHTED AVERAGE
(no label)	34.48% 40	21.55% 25	16.38% 19	12.07% 14	15.52% 18	116	2.53

Q8 Currently there is one bike lane near Burleith on 34th street. To what extent do you approve of having more bike lanes in Burleith and the adjacent communities?

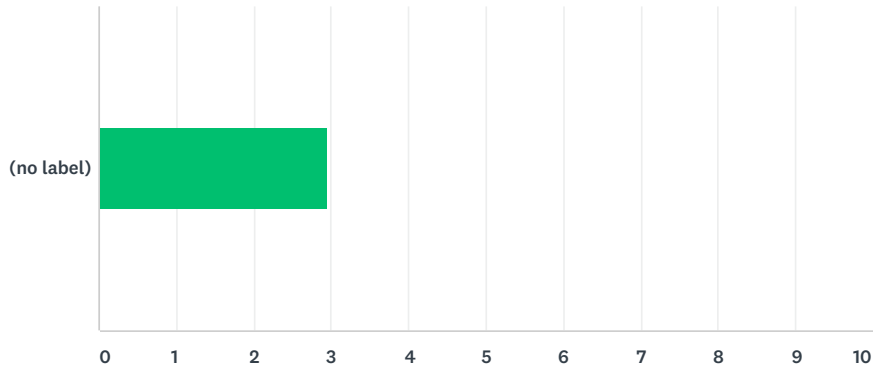
Answered: 115 Skipped: 1



	STRONGLY DISAPPROVE	SOMEWHAT DISAPPROVE	NEITHER APPROVE NOR DISAPPROVE	SOMEWHAT APPROVE	STRONGLY APPROVE	TOTAL	WEIGHTED AVERAGE
(no label)	15.65% 18	11.30% 13	23.48% 27	13.91% 16	35.65% 41	115	3.43

Q9 How safe is biking in Burleith to bikers, pedestrians, and other vehicles?

Answered: 113 Skipped: 3



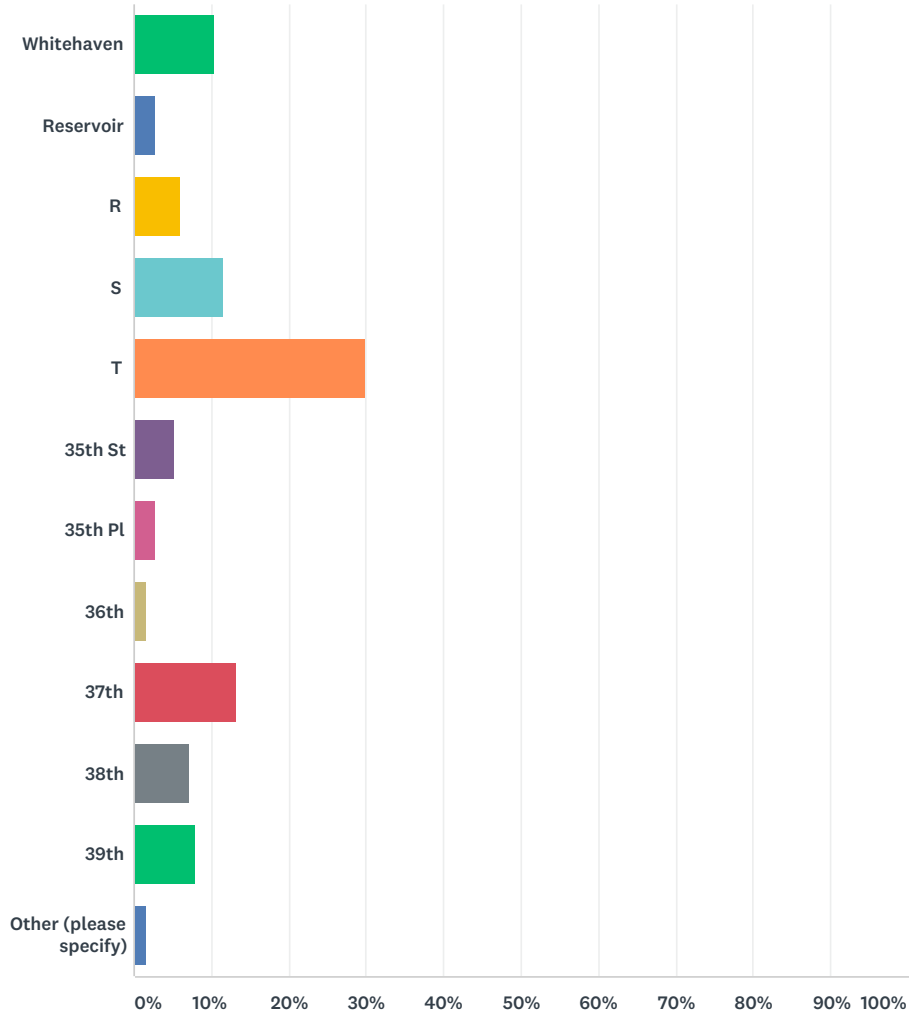
	VERY DANGEROUS	MODERATELY DANGEROUS	NEITHER SAFE NOR DANGEROUS	MODERATELY SAFE	VERY SAFE	TOTAL	WEIGHTED AVERAGE
(no label)	6.19% 7	33.63% 38	23.01% 26	33.63% 38	3.54% 4	113	2.95

Q10 Is there anything else you would like to share with us about parking or bikes in Burleith?

Answered: 55 Skipped: 61

Q11 Please provide your street

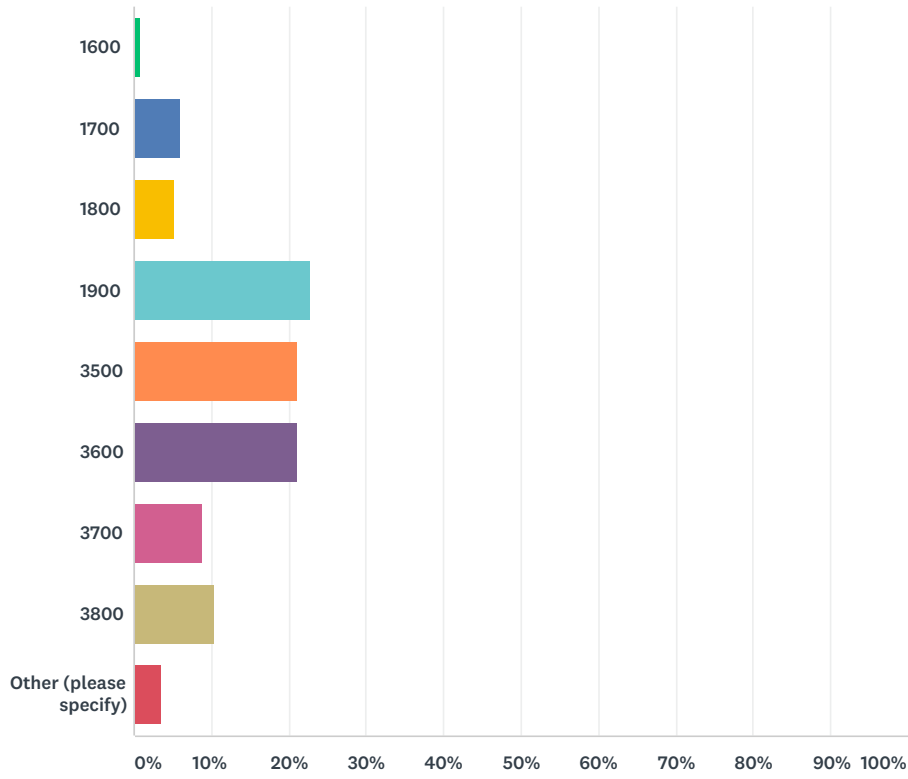
Answered: 114 Skipped: 2



ANSWER CHOICES	RESPONSES	
Whitehaven	10.53%	12
Reservoir	2.63%	3
R	6.14%	7
S	11.40%	13
T	29.82%	34
35th St	5.26%	6
35th Pl	2.63%	3
36th	1.75%	2
37th	13.16%	15
38th	7.02%	8
39th	7.89%	9
Other (please specify)	1.75%	2
TOTAL		114

Q12 Please provide your block

Answered: 114 Skipped: 2



ANSWER CHOICES	RESPONSES	
1600	0.88%	1
1700	6.14%	7
1800	5.26%	6
1900	22.81%	26
3500	21.05%	24
3600	21.05%	24
3700	8.77%	10
3800	10.53%	12
Other (please specify)	3.51%	4
TOTAL		114